

# **AP Drawing Portfolio**

Emma Wise

2021



## Image 1

Sustained Investigation

**Height:** 11 inches

**Width:** 14 inches

**Material(s):** Acrylic paint, canvas

**Process(es):** Sketch, underpainting, work for the background to foreground



## Image 2

Sustained Investigation

**Height:** 30 inches

**Width:** 24 inches

**Material(s):** Oil paints, canvas

**Process(es):** Paint the cells and layer to picture the impressionism.



### Image 3

Sustained Investigation

**Height:** 10 inches

**Width:** 8 inches

**Material(s):** Acrylic paints, paint brushes, canvas

**Process(es):** Working from observation, I laid in the plant and worked from general to specific details.



### Image 4

Sustained Investigation

**Height:** 12 inches

**Width:** 12 inches

**Material(s):** Cardboard used as surface, micron pens, tree leaves, tacky glue

**Process(es):** Free-hand drew the house, glued sections of leaves down, ripped the cardboard





## Image 5

Sustained Investigation

**Height:** 8 inches

**Width:** 10 inches

**Material(s):** Canvas as surface, acrylic paints

**Process(es):** White and red on tip of paintbrush, free hand rose, replicated my first painting ever



## Image 6

Sustained Investigation

**Height:** 11 inches

**Width:** 8 inches

**Material(s):** Watercolor, micron pens, 4H pencil, watercolor paper

**Process(es):** A pastel underpainting, layered multiple colors on the tree, sketched the house and outlined it





## Image 7


Sustained Investigation

**Height:** 16 inches

**Width:** 20 inches

**Material(s):** MasterTouch acrylic paint, paint brushes, palette brush, canvas

**Process(es):** Light green underpainting, building fat over lean layers working from general to specific



## Image 8

Sustained Investigation

**Height:** 11 inches

**Width:** 8 inches

**Material(s):** iPad, Apple Pencil, Procreate software, digital piece

**Process(es):** I used the Pencil's airbrush to blend the hand and a calligraphy brush to detail the rose.



## Image 9

Sustained Investigation

**Height:** 11 inches

**Width:** 8 inches

**Material(s):** Procreate program, iPad, Apple Pencil, digital piece

**Process(es):** Using the Pencil, I sketched my house and then used specific brushes for all surfaces.



## Image 10

Sustained Investigation

**Height:** 4 inches

**Width:** 5 inches

**Material(s):** Cardboard used as surface, micron pens, tree leaves, tacky glue

**Process(es):** Free-hand drew the house, glued sections of leaves down, ripped the cardboard



## Image 11


Sustained Investigation

**Height:** 4 inches

**Width:** 3 inches

**Material(s):** Multimedia paper, HB and 4H pencils

**Process(es):** From observation, sketched the plant then used a darker pencil to show values.



## Image 12

Sustained Investigation

**Height:** 8 inches

**Width:** 11 inches

**Material(s):** Multimedia paper, 4H pencil, medium charcoal stick

**Process(es):** Laid in the figures with pencil and used the charcoal to add a range of values





## Image 13

Sustained Investigation

**Height:** 8 inches

**Width:** 11 inches

**Material(s):** Multimedia paper, 4H pencil

**Process(es):** Found a reference, laid in the general shapes, and lastly added finer details



## Image 14

Sustained Investigation

**Height:** 6 inches

**Width:** 4 inches

**Material(s):** Multimedia paper, various pencils

**Process(es):** From observation, sketched the plant then used a darker pencil to show values.



## Image 15

Sustained Investigation

**Height:** 12 inches

**Width:** 8 inches

**Material(s):** Oil paints, canvas

**Process(es):** Started by laying a base color, then to darker shades, then adding fine highlights.

## Written Evidence

Sustained Investigation

**Identify the question(s) or inquiry that guided your sustained investigation.**

**Describe how your sustained investigation shows evidence of practice, experimentation, and revision guided by your question(s) or inquiry.**

### Response:

My work explores the concept of how memories and the remembrance of significant people and places can be associated with scenery. I utilize different plants to express different times and major people in my life. Experiences are what creates a person and I represent this in artwork. My family is my biggest contribution; this is why I chose to symbolize them in my pieces. I have created pieces that represent many people I have lost but am still holding onto them, my childhood home, and some that represent experiences. Using my applicator, I am symbolizing the connection I still have with my family, living and deceased. I experiment with painting, sketching, and mixing media to illustrate my concepts of using many types of memory such as iconic, sensory, and explicit. Iconic memory is the usage of visuals to create memories, whereas sensory memory utilizes all senses to create memories. I use plants as triggers to sense a flashback or explicit memory. The types of memory allow me to analyze the connections between scenery, significant memories, and people. Throughout my investigation, I transitioned through many subjects to discover how visuals are relatable to personal memories.



## Work 1

Selected Works

**Height:** 11 inches

**Width:** 14 inches

**Idea(s):** 3 Sisters

I am picturing a strong bond with my sisters that is continuously growing

**Material(s):** Acrylic paint, canvas

**Process(es):** Sketch, underpainting, work for the background to foreground



## Work 2

Selected Works

**Height:** 12 inches

**Width:** 12 inches

**Idea(s):** Home

The colored cypress tree is the feature of my childhood house

**Material(s):** Cardboard used as surface, micron pens, tree leaves, tacky glue

**Process(es):** Free-hand drew the house, glued sections of leaves down, ripped the cardboard





## Work 3

Selected Works

**Height:** 30 inches

**Width:** 24 inches

**Idea(s):** The Enemy  
Genetic diabetes, pictured are healthy cells that are being invaded by this enemy

**Material(s):** oil paints, canvas

**Process(es):** Paint the cells and layer to picture the impressionism.



## Work 4

Selected Works


**Height:** 16 inches

**Width:** 20 inches

**Idea(s):** Charlie  
The jam fades into a happy scene that is used to symbolize my grandfather.

**Material(s):** MasterTouch acrylic paint, paint brushes, palette brush, canvas

**Process(es):** Light green underpainting, building fat over lean layers working from general to specific



## Work 5

Selected Works

**Height:** 11 inches

**Width:** 8 inches

**Idea(s):** Popz

I am grasping the seven year old rose from my grandpa's funeral.

**Material(s):** iPad, Apple Pencil, Procreate software, digital piece

**Process(es):** I used the Pencil's airbrush to blend the hand and a calligraphy brush to detail the rose.